

2026 SafeSport Guide for RETURNING VOLUNTEERS!!!

- Click on the **Returning Users** button on your Compliance Tab (page 7 of the main guide)
- SAFESPORT SHOULD NEVER CHARGE YOU \$. YOUR LEAGUE PAYS FOR YOUR TRAINING. IF ASKED TO PAY, YOU'RE DOING IT WRONG. PLEASE STOP 😊
- Login with your previous credentials. Only you know your password. Hopefully you remember it or can get it back somehow.
- The username is always your email address...the one your league has for you.

The screenshot shows the U.S. Center for SafeSport Public Dashboard. The main header features the organization's logo and a 'Login' button. A large banner reads 'BEGIN YOUR TRAINING HERE' and '2024 SAFESPORT CODE IS EFFECTIVE JULY 1, 2024'. A login overlay is displayed on the right, prompting users to 'Login below to see all your courses.' It includes fields for 'Username' (labeled 'YOUR USERNAME') and 'Password' (masked with dots), both marked as 'Required'. Below these fields are 'Login' and 'Sign Up' buttons. A 'Keep me logged in' checkbox and a 'Forgot Password?' link are also present. The bottom of the dashboard features a 'Login Help' section with frequently asked questions, and three main service tiles: 'Enrollment Key', 'Help Portal', and 'Catalog'.

Public Dashboard | U.S. Center for SafeSport

uscenterforsafesport.myabsorb.com/#/public-dashboard

U.S. CENTER FOR SAFESPORT

BEGIN YOUR TRAINING HERE

2024 SAFESPORT CODE IS EFFECTIVE JULY 1, 2024

Login

Login below to see all your courses.

Username Required

YOUR USERNAME

Password Required

Login

☐ Keep me logged in [Forgot Password?](#)

OR

Sign Up

Login Help

Frequently Asked Questions
The answers to your questions

- How can I complete courses using mobile technology?
- ¿Cómo crear una cuenta y cambiar las opciones de idioma?
- What do I do if I can't login with my email address?
- How do I log into Absorb without an Enrollment Key?
- What if I need to purchase a large number of course coupons?

Enrollment Key
Enrollment Key is a link or 7+ digit key provided by your organization in order to...

Help Portal
Click here to access the help portal

Catalog
See a complete list of available courses

EN

2026 SafeSport Guide for RETURNING VOLUNTEERS!!!

- Click on your Profile in the upper right corner.

The screenshot shows the U.S. Center for SafeSport dashboard. The top navigation bar includes the logo, a search icon, a notification bell with a '1' badge, and a profile icon circled in red. The main banner area features the text 'BEGIN YOUR TRAINING HERE' and '2024 SAFESPORT CODE IS EFFECTIVE JULY 1, 2024'. Below this, it says 'Welcome, Nicholas Herbon' and 'to the U.S. Center for SafeSport Training.' The dashboard is divided into several sections: 'My Courses' (See courses you are enrolled in), 'Catalog' (See a complete list of available courses), 'Help Portal' (Click here to access the help portal), 'Inbox' (Your priority messages, with a '1' badge and a message from 'U.S. Center for SafeSport Password Reset'), 'Enrollment Key' (Enrollment Key is a link or 7+ digit key provided by your organization in order...), 'Frequently Asked Questions' (The answers to your questions, with a list of questions), and 'Latest News' (Keep up to date on all the hottest news, with a message 'Updated SafeSport Courses (June 11)' dated '3 months ago'). At the bottom, there is a 'My Courses' section showing five course cards, each with a '30 MINUTES' duration.

2026 SafeSport Guide for RETURNING VOLUNTEERS!!!

- Within your Profile page, double check that it says USA Softball under “Department”.

The screenshot shows a web browser window with the URL uscenterforsafesport.myabsorb.com/#/profile/info. The page header features the U.S. Center for SafeSport logo and navigation icons. Below the header, a tabbed interface shows 'Info' as the active tab. The profile information is displayed in a form with the following fields:

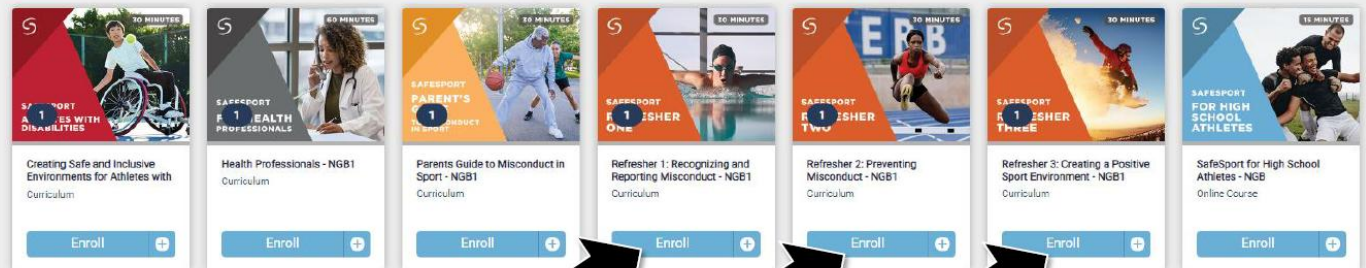
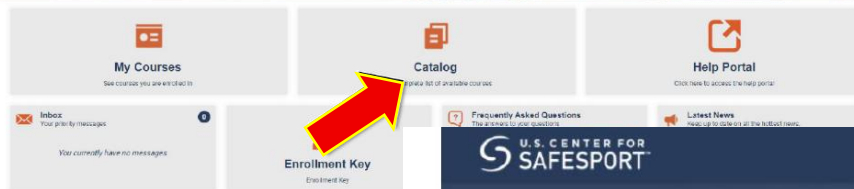

- First Name:** Nicholas
- Middle Name:**
- Last Name:** Herbon
- Username:** nickherbon@yahoo.com
- Email:** nickherbon@yahoo.com
- Department:** USA Softball (circled in red)

Below the profile information, there are two buttons: 'Edit Profile' and 'Change Password'. The address field at the bottom shows '19641 CITRUS GROVE RD'.

- If it does NOT say USA Softball, STOP!!!! Contact SafeSport [303-800-4567](tel:303-800-4567) or safesport1@usasoftball.com) to have “USA Softball” added as your “Department”.
- If it does say USA Softball, proceed with the correct training for this season.

2026 SafeSport Guide for RETURNING VOLUNTEERS!!!

- Go back to the homepage and click Catalog. Complete the correct course.
- Use this guide to know which course to complete.



2026 SafeSport Guide for RETURNING VOLUNTEERS!!!

- Once complete
 - DO NOT EMAIL ANYONE your certificate.
 - Return to Page 8 of the USA Softball – Guide to Getting Cleared.
 - Follow those instructions.